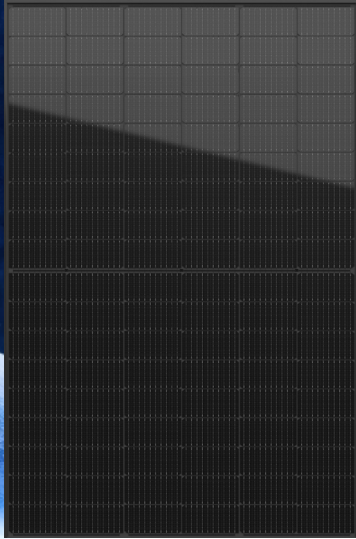


HT54-18X(ND)-F

BIFACIAL DOUBLE GLASS TOPCON PV MODULE
425-445W

DESIGNED FOR AUSTRALIA
MODULE EFFICIENCY UP TO 22.8%



FEATURE



Half-cut cell technology reduces internal power loss, improves power production and provides excellent heat dissipation to avoid hot spots.



30 Year product warranty for rooftop installations
15 Year for ground mounted.



30 Year power output warranty.

EL Tested

High quality control using double EL tests to ensure reliability and avoid microcracks.



Certified to withstand extreme mechanical load 5400 Pa positive and 2400 Pa negative. 45mm hailstone at the speed of 30m/s tested by Dekra.

TOPCon

Optimised Multi-Busbar (MBB) for maximum light absorption, lower resistance and improved current collection for enhanced reliability.



Designed for high voltage systems of up to 1500 VDC, increases string length and saves on BoS costs.



All modules sorted and packaged by amperage reducing mismatch losses by average of 2% to enhance system output.

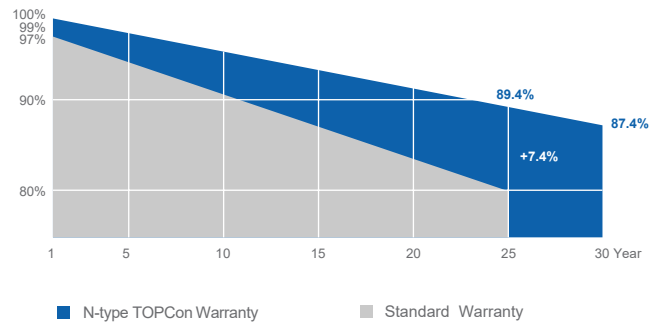
AntiPID

Excellent Anti-PID performance resulting in low power degradation and a high energy yield.

Low Degradation Rate

0.4% annual degradation rate over 30 year power output.

WARRANTY



COMPREHENSIVE AND FIRST-RATE CERTIFICATION SYSTEM

IEC 61215, IEC 61730 Latest Standard
 ISO 9001, ISO 14001, ISO 45001 and SA8000.
 Strict quality control of the highest international standards.



MULTIWAY+
BETTER CHOICE FOR HIGHER EFFICIENCY!

HT54-18X(ND)-F
425W / 430W / 435W / 440W / 445W

ELECTRICAL CHARACTERISTICS (STC)

Module Type	HT54-18X(ND)-F				
Maximum Power (Pmax)	425W	430W	435W	440W	445W
Open Circuit Voltage(Voc)	38.2V	38.3V	38.4V	38.6V	38.7V
Short Circuit Current(Isc)	14.15A	14.23A	14.31A	14.39A	14.47A
Maximum Power Voltage(Vmp)	31.7V	31.9V	32.0V	32.2V	32.4V
Maximum Power Current(Imp)	13.42A	13.50A	13.60A	13.68A	13.76A
Module Efficiency	21.8%	22.0%	22.3%	22.5%	22.8%
Power/Voc/Isc Measurement Tolerance	±3%/±5%/±5%				
Maximum System Voltage	1500V DC (IEC)				
Maximum Series Fuse Rating	30A				
Operating Temperature	-40°C to +85°C				
STC: AM 1.5, Irradiance 1000W/m ² , module temperature 25°C					

ELECTRICAL CHARACTERISTICS (NMOT)

Module Type	HT54-18X(ND)-F				
Maximum Power(Pmax)	323W	327W	331W	335W	338W
Open Circuit Voltage(Voc)	36.7V	36.8V	36.9V	37.1V	37.2V
Short Circuit Current(Isc)	11.40A	11.47A	11.53A	11.60A	11.66A
Maximum Power Voltage(Vmp)	30.4V	30.6V	30.7V	30.9V	31.1V
Maximum Power Current(Imp)	10.63A	10.69A	10.78A <td 10.84A	10.87A	
NMOT: Irradiance 800W/m ² , ambient temperature 20°C, wind speed 1m/s					

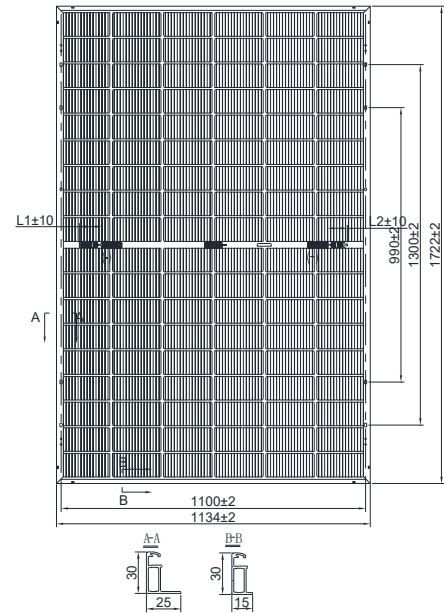
BIFACIAL NAMEPLATE IRRADIANCE (BNPI)

Maximum Power(Pmax)	468W	473W	479W	484W	490W
Open Circuit Voltage(Voc)	38.2V	38.3V	38.4V	38.6V	38.7V
Short Circuit Current(Isc)	15.57A	15.65A	15.74A	15.83A	15.92A
Maximum Power Voltage(Vmp)	31.7V	31.9V	32.0V	32.2V	32.4V
Maximum Power Current(Imp)	14.76A	14.83A	14.97A	15.05A	15.12A

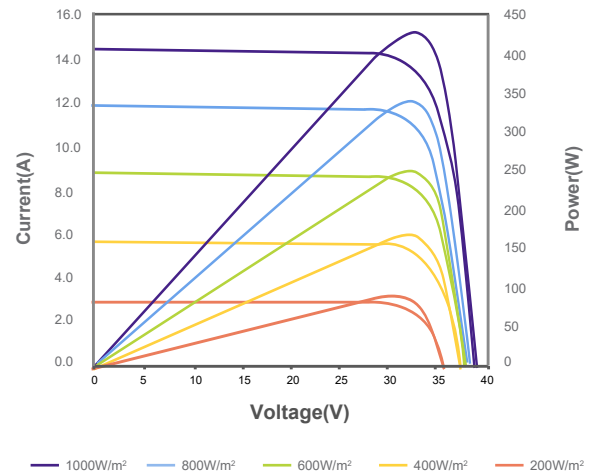
*BNPI: front 1000W/m², rear 135W/m²

Nominal Module Operating Temperature(NMOT)	43 ± 2°C	
Temperature Coefficient of Pmax	γ(PM)	-0.31%/°C
Temperature Coefficient of Voc	β(Voc)	-0.25%/°C
Temperature Coefficient of Isc	α(Isc)	0.046%/°C
Solar Cells	Monocrystalline	
No. of Cells	108 (6x18)	
Dimensions	1722mm x 1134mm x 30mm	
Weight	24.0 kg	
Glass	High transmittance coated tempered glass/Heat strengthened glass	
Frame	Anodised aluminum alloy	
Junction Box/Connectors	IP68 / PV-HT005-01 HT-SAAE product / Stäubli MC4	
Cable	4mm ² (IEC) length: (+) 1200mm, (-) 1200mm	
Fire Rating	Class C	
Packaging Configuration	36pcs/box: 936pcs/ 40' HQ Container	

DIMENSIONS OF PV MODULE (MM)



IV CURVES



Shanghai Aerospace Automobile Electromechanical Co., Ltd.
Shanghai Aerospace Innovation and Entrepreneurship Center
No. 3883, Building 1, Yuanjiang Road, Minhang District
Shanghai, China 201108

Australia office
Level 45, 680 George St, Sydney NSW 2000

Website: www.ht-saae.com.au

Made in China

Module recycling should be carried out by professionals.

Copyright©2024V2 Specifications are subject to change without further notification.

Only available in Australia

#DS0882